

---

## **Cold Plunge Pool Chiller**

### **Standard Features**

- U.L. Listed, and EPA Compliant, R410a eco-friendly refrigeration complies with latest codes
- Air cooled, high ambient, vertical discharge, condensers for 100°F ambient
- Weather proof electrical panel with single point power connection to distribution block
- 24 vac control circuit with component sequenced terminal strip for easy troubleshooting
- One stage of compressor control with digital, electronic thermostat
- Remote control panel with electronic thermostat, lighted pushbutton on/off switch
- Titanium coaxial heat exchanger
- Split chiller; outdoor condensing unit with indoor heat exchanger cabinet (requires a line set to be provided and installed by a refrigeration contractor to connect the two units together).
- Externally equalized thermal expansion valves with liquid line solenoid valves, filter driers, sight glasses
- Non ferrous water lines with FPT connections and insulated with 1/2" closed cell insulation
- Water flow safety switch locks out compressors on low flow to evaporator
- Heavy welded steel frame with powder coated corrosion protection
- Cabinet mounted temperature and pressure gauges
- Warranty: One ( 1 ) years limited parts, five ( 5 ) years limited compressor warranty
- Systems leak checked, pressure tested, and run tested under load prior to shipment

### **Options & Accessories**

- Cabinet mounted, glycerin filled refrigeration pressure gauges
- Castors for portability
- Factory technician for startup, training & service
- Condenser coil coating for corrosion protection in coastal areas
- Other voltages and options available upon request



Indoor Heat Exchanger



Outdoor Condensing Unit

| Plunge Pool Chiller Sizing Guide |                  |                        |                        |
|----------------------------------|------------------|------------------------|------------------------|
| Pool Volume ( Gallons )          | Chiller Capacity | Chiller H.P. @ 50F LWT | Chiller H.P. @ 45F LWT |
| 100 to 300                       | 1 Ton            | 1.0                    | 1.5                    |
| 300 to 450                       | 1-1/2 Ton        | 1.5                    | 2.0                    |
| 450 to 650                       | 2 Ton            | 2.0                    | 2.5                    |
| 650 to 950                       | 3 Ton            | 3.0                    | 3.5                    |
| 950 to 1,200                     | 4 Ton            | 4.0                    | 5.0                    |
| 1,200 to 1,500                   | 5 Ton            | 5.0                    | 6.0                    |
| 1,500 to 2,000                   | 6 Ton            | 6.0                    | 7.0                    |
| 2,000 to 2,700                   | 7 Ton            | 7.0                    | 7.5                    |
| 2,700 to 3,500                   | 10 Ton           | 10.0                   | 10.0                   |

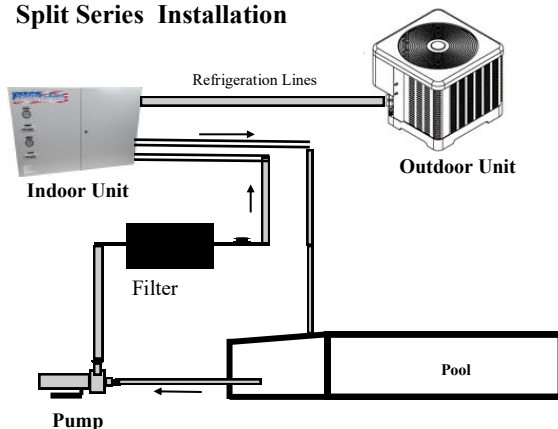
### Consider Upsizing Chiller If...

- Piping runs are long, uninsulated or run under heated floors.
- Filter system adds heat
- Pool is used for long durations or repeatedly with minimum recovery time between usage.
- Pool is used for full body immersion
- Pool is in an outdoor or warm location
- Pool will be turned on/off with limited cool down period (may significantly increase chiller size - consult factory).

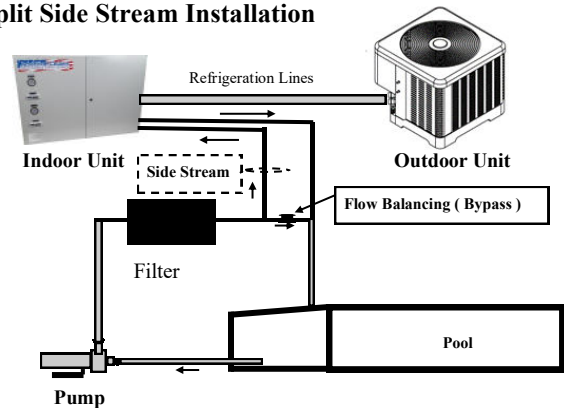
*Our clients include many professional sports teams like the Oklahoma City Thunder, Denver Nuggets and Chicago Bears plus spa's, cruise ships and residences.*

### Typical Site Installations

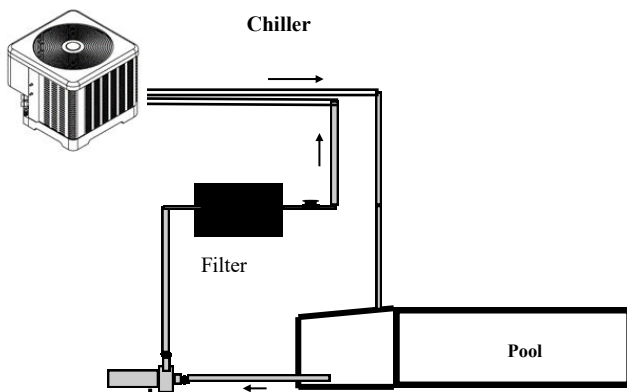
#### Split Series Installation



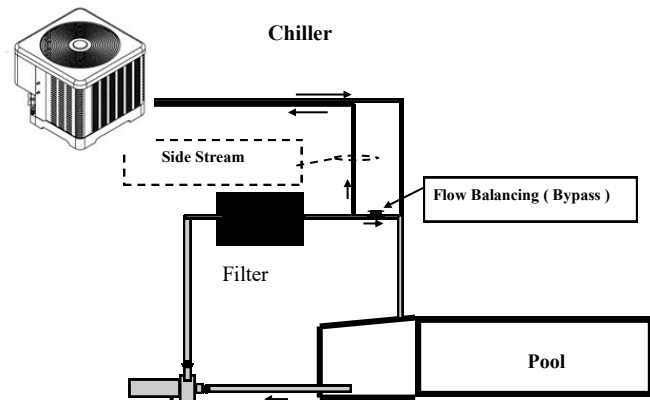
#### Split Side Stream Installation



#### Series Installation



#### Side Stream Installation



| SPPC TI-Split Series          |          |          |          |          |          |          |          |          |          |          |          |          |          |
|-------------------------------|----------|----------|----------|----------|----------|----------|----------|----------|----------|----------|----------|----------|----------|
| General Data                  |          |          |          |          |          |          |          |          |          |          |          |          |          |
| Model (i.e. SPPC0151TI-Split) | 0151TI-S | 0201TI-S | 0301TI-S | 0401TI-S | 0501TI-S | 0303TI-S | 0403TI-S | 0503TI-S | 0753TI-S | 0304TI-S | 0404TI-S | 0504TI-S | 0754TI-S |
| Nominal Tons Cooling          | 1.5      | 2        | 3        | 4        | 5        | 3        | 4        | 5        | 7.5      | 3        | 4        | 5        | 7.5      |
| Refrigerant                   | R410A    | R410A    | R410A    | R410A    | R410A    | R410A    | R410A    | R410A    | R410A    | R410A    | R410A    | R410A    | R410A    |
| Electrical Data               |          |          |          |          |          |          |          |          |          |          |          |          |          |
| Supply Power                  | 208-230  | 208-230  | 208-230  | 208-230  | 208-230  | 208-230  | 208-230  | 208-230  | 208-230  | 208-230  | 208-230  | 208-230  | 208-230  |
| Phase                         | 1        | 1        | 1        | 1        | 1        | 3        | 3        | 3        | 3        | 3        | 3        | 3        | 3        |
| Frequency (Hz)                | 60       | 60       | 60       | 60       | 60       | 60       | 60       | 60       | 60       | 60       | 60       | 60       | 60       |
| Quantity                      | 1        | 1        | 1        | 1        | 1        | 1        | 1        | 1        | 1        | 1        | 1        | 1        | 1        |
| Rated Load Amps (RLA)         | 6.1      | 8.4      | 16       | 19.9     | 25.6     | 10.5     | 13.1     | 16       | 25       | 5.6      | 6.1      | 7.8      | 12.2     |
| Locked Rotor Amps (LRA)       | 35.1     | 41.2     | 91.9     | 110      | 150      | 71       | 83.1     | 110      | 164      | 38       | 41       | 52       | 100      |
| Fan                           | 1        | 1        | 1        | 1        | 1        | 1        | 1        | 1        | 2        | 1        | 1        | 1        | 2        |
| Motor                         | 0.7      | 0.7      | 0.95     | 1.3      | 1.3      | 1.4      | 1.4      | 1.4      | 1.5      | 0.7      | 0.7      | 0.7      | 0.8      |
| Total                         | 6.8      | 9.1      | 16.95    | 21.2     | 26.9     | 11.9     | 14.5     | 17.4     | 28       | 6.3      | 6.8      | 8.5      | 13.8     |
| Circuit                       | 8.3      | 11.2     | 21       | 26.2     | 33.3     | 14.5     | 17.8     | 21.4     | 35       | 7.7      | 8.3      | 10.5     | 16.8     |
|                               | 15       | 15       | 35       | 45       | 50       | 20       | 30       | 30       | 50       | 15       | 15       | 15       | 25       |
| Physical Data                 |          |          |          |          |          |          |          |          |          |          |          |          |          |
| Outdoor Unit Size (in)        | 26       | 26       | 35.5     | 35.5     | 35.5     | 26       | 31.5     | 31.5     | 59.5     | 26       | 31.5     | 31.5     | 59.5     |
|                               | 26       | 26       | 35.5     | 35.5     | 35.5     | 26       | 31.5     | 31.5     | 46       | 26       | 31.5     | 31.5     | 46       |
|                               | 27       | 32.5     | 35.75    | 39.5     | 36.5     | 32       | 36       | 29       | 42.5     | 32       | 36       | 29       | 42.5     |
| Indoor Unit Size (in)         | 28       | 28       | 28       | 28       | 44       | 28       | 28       | 44       | 48       | 28       | 28       | 44       | 48       |
|                               | 22       | 22       | 24       | 24       | 32       | 24       | 24       | 32       | 32       | 24       | 24       | 32       | 32       |
|                               | 28       | 28       | 32       | 32       | 34       | 32       | 32       | 34       | 34       | 32       | 32       | 34       | 34       |
| Weight (lb)                   | 123      | 145      | 195      | 236      | 266      | 150      | 195      | 215      | 400      | 150      | 195      | 205      | 400      |
|                               | 155      | 160      | 175      | 185      | 320      | 175      | 185      | 320      | 350      | 175      | 185      | 320      | 350      |
|                               | 480      | 525      | 600      | 685      | 800      | 545      | 640      | 815      | 950      | 545      | 640      | 740      | 950      |
| Air Clearance Required (in)   | 12       | 12       | 12       | 12       | 12       | 12/6     | 12/6     | 12/6     | 42/18    | 12/6     | 12/6     | 12/6     | 42/18    |
|                               | 24       | 24       | 24       | 24       | 24       | 24       | 24       | 24       | 39       | 24       | 24       | 24       | 39       |
|                               | 60       | 60       | 60       | 60       | 60       | 48       | 48       | 48       | 60       | 48       | 48       | 48       | 60       |
| Connection Sizes              | 2        | 2        | 2        | 2        | 2        | 2        | 2        | 2        | 2        | 2        | 2        | 2        | 2        |
|                               | 3/8      | 3/8      | 3/8      | 3/8      | 3/8      | 3/8      | 3/8      | 3/8      | 1/2      | 3/8      | 3/8      | 3/8      | 1/2      |
|                               | 3/4      | 3/4      | 7/8      | 7/8      | 7/8      | 7/8      | 7/8      | 7/8      | 1-1/8    | 7/8      | 7/8      | 7/8      | 1-1/8    |
| Water                         | 40       | 40       | 55       | 55       | 110      | 55       | 55       | 110      | 110      | 55       | 55       | 110      | 110      |
| Flow Rate (GPM)               | 20       | 20       | 25       | 25       | 55       | 25       | 25       | 55       | 55       | 25       | 25       | 55       | 55       |
| Sound                         | 71       | 72       | 72       | 73       | 75       | 75       | 80       | 79       | 85       | 75       | 80       | 79       | 85       |